



HOSE BARB

COMPRESSION

FLARE


GARDEN HOSE

# BRASS SPECIALTY FITTINGS



# Brass Specialty Fittings

Our State of the art manufacturing facilities are all independently inspected to meet highest quality standards. Products are rigorously tested and certified by the industry's leading certification agencies. We understand that quality workmanship and dependability can never be compromised for value.





## Brass Compression Fittings

pg. 5-6

### Applications

- For use with potable water, instrumentation, hydraulic and pneumatic systems.
- Designed to be used with aluminum, copper and plastic tubing. Not recommended for steel tubing. Plastic tubing requires C72 insert and C73 sleeve.

### Advantages

- Everflow compression fittings do not require any flaring, soldering or other type of tubing preparation.
- Available in a broad range of sizes and styles.
- Manufactured from brass.

**WARNING:** Do not use compression fittings for gas connections of any kind.



## Brass Flare Fittings

pg. 7-8

### Applications

- For use with copper, brass, aluminum and welded steel tubing that can be flared.
- Used extensively for connections of fuel, oil, air, liquid petroleum (LP), and natural gas lines.

### Advantages

- Everflow flare fittings resist mechanical pull out.
- Recommended for higher pressures than those covered by compression fittings.
- Designed to be assembled and disassembled over and over again. Reusable with long or short nuts.
- Manufactured from brass.



## Hose Barb Fittings

pg. 9

### Applications

- For use with plastic or rubber tubing. Installation requires hose clamp.

### Advantages

- Everflow Hose Barb Fittings are manufactured with dryseal pipe threads.
- Connectors, unions, nuts, elbows and tees machined from brass rod.



## Garden Hose Fittings

pg. 10-11

### Applications

- For use with residential and commercial-grade garden hose.

### Advantages

- Connectors, unions, nuts, elbows and tees manufactured from brass.

# Brass Specialty Fittings



## Product Packaging

- Fittings are conveniently Bagged and Barcoded for easy RF Warehouse pick & pack environment.
- Hanging bags are perfect for in-store point of sales displays
- Re-sealable Bags are color coded to easily identify between fitting types

### Part Numbering System

**C 69R - 3812 - NL**

Product Group

Fitting Type

Size

Option



**C** - Compression



**B** - Hose Barb



**F** - Flare



**G** - Garden Hose



For ordering contact [sales@everflowsupplies.com](mailto:sales@everflowsupplies.com) or call 908-436-1100 ext 1 or fax 908-436-1162

Note: All products are sold by inner bag quantity.

# COMPRESSION FITTINGS

For use with potable water, instrumentation, hydraulic and pneumatic systems. For technical specs see pg.12

## COMPRESSION SLEEVE



PART #	SIZE	INNER	MASTER
C60-14	1/4" OD COMPRESSION	10	2000
C60-38	3/8" OD COMPRESSION	5	2000
C60-12	1/2" OD COMPRESSION	5	2000
C60-58	5/8" OD COMPRESSION	5	2000
C60-78	7/8" OD COMPRESSION	3	1005

## COMPRESSION NUT



PART #	SIZE	INNER	MASTER
C61-14	1/4" OD COMPRESSION	10	2000
C61-38	3/8" OD COMPRESSION	5	2000
C61-38CR	3/8" OD COMPRESSION CP	10	400
C61-12	1/2" OD COMPRESSION	5	1000
C61-12CR	1/2" OD COMPRESSION CP	10	400
C61-58	5/8" OD COMPRESSION	5	1000

## COMPRESSION CAP



PART #	SIZE	INNER	MASTER
C61C-14-NL	1/4" OD COMPRESSION	10	1000
C61C-38-NL	3/8" OD COMPRESSION	10	1000
C61C-12-NL	1/2" OD COMPRESSION	5	1000
C61C-58-NL	5/8" OD COMPRESSION	5	1000

## COMPRESSION UNION



PART #	SIZE	INNER	MASTER
C62-14-NL	1/4" OD COMPRESSION	10	500
C62-38-NL	3/8" OD COMPRESSION	5	500
C62-12-NL	1/2" OD COMPRESSION	10	400
C62-58-NL	5/8" OD COMPRESSION	5	250
C62-78-NL	7/8" OD COMPRESSION	3	102

## COMPRESSION REDUCING UNION



PART #	SIZE	INNER	MASTER
C62R-3814-NL	3/8" X 1/4" OD COMPRESSION	10	300
C62R-1238-NL	1/2" X 3/8" OD COMPRESSION	5	300
C62R-5812-NL	5/8" X 1/2" OD COMPRESSION	5	300
C62R-5838-NL	5/8" X 3/8" OD COMPRESSION	5	300

## COMPRESSION TEE



PART #	SIZE	INNER	MASTER
C64-14-NL	1/4" OD COMPRESSION	10	300
C64-38-NL	3/8" OD COMPRESSION	5	300
C64R-383814-NL	3/8" X 3/8" X 1/4" OD COMP	10	300
C64-12-NL	1/2" OD COMPRESSION	10	200
C64-58-NL	5/8" OD COMPRESSION	5	200

## COMPRESSION ELBOW



PART #	SIZE	INNER	MASTER
C65-14-NL	1/4" OD COMPRESSION	10	300
C65-38-NL	3/8" OD COMPRESSION	5	300
C65-12-NL	1/2" OD COMPRESSION	5	200
C65-58-NL	5/8" OD COMPRESSION	5	200

## COMPRESSION X FEMALE ADAPTER



PART #	SIZE	INNER	MASTER
C66-14-NL	1/4" OD COMP X 1/4" FIP	10	200
C66-38-NL	3/8" OD COMP X 3/8" FIP	5	200
C66-12-NL	1/2" OD COMP X 1/2" FIP	10	400

## COMPRESSION X FEMALE REDUCING ADAPTER



PART #	SIZE	INNER	MASTER
C66R-1418-NL	1/4" OD COMP X 1/8" FIP	10	200
C66R-1438-NL	1/4" OD COMP X 3/8" FIP	10	200
C66R-1412-NL	1/4" OD COMP X 1/2" FIP	10	200
C66R-3818-NL	3/8" OD COMP X 1/8" FIP	10	800
C66R-3814-NL	3/8" OD COMP X 1/4" FIP	10	200
C66R-3812-NL	3/8" OD COMP X 1/2" FIP	5	200
C66R-1238-NL	1/2" OD COMP X 3/8" FIP	10	400
C66R-5812-NL	5/8" OD COMP X 1/2" FIP	5	200
C66R-5834-NL	5/8" OD COMP X 3/4" FIP	3	201
C66R-7834-NL	7/8" OD COMP X 3/4" FIP	3	201

# COMPRESSION FITTINGS

For use with potable water, instrumentation, hydraulic and pneumatic systems. For technical specs see pg.12

## COMPRESSION x MALE ADAPTER



PART #	SIZE	INNER	MASTER
C68-18-NL	1/8" OD COMP X 1/8" MIP	10	200
C68-14-NL	1/4" OD COMP X 1/4" MIP	10	1000
C68-38-NL	3/8" OD COMP X 3/8" MIP	5	200
C68-12-NL	1/2" OD COMP X 1/2" MIP	5	200

## COMPRESSION x MALE REDUCING ADAPTER



PART #	SIZE	INNER	MASTER
C68R-1418-NL	1/4" OD COMP X 1/8" MIP	10	200
C68R-1438-NL	1/4" OD COMP X 3/8" MIP	10	200
C68R-1412-NL	1/4" OD COMP X 1/2" MIP	10	200
C68R-3818-NL	3/8" OD COMP x 1/8" MIP	10	200
C68R-3814-NL	3/8" OD COMP X 1/4" MIP	10	200
C68R-3812-NL	3/8" OD COMP X 1/2" MIP	5	200
C68R-3834-NL	3/8" OD COMP X 3/4" MIP	3	201
C68R-1214-NL	1/2" OD COMP X 1/4" MIP	5	200
C68R-1238-NL	1/2" OD COMP X 3/8" MIP	5	200
C68R-5838-NL	5/8" OD COMP X 3/8" MIP	5	200
C68R-5812-NL	5/8" OD COMP X 1/2" MIP	5	200
C68R-5834-NL	5/8" OD COMP X 3/4" MIP	3	201
C68R-7812-NL	7/8" OD COMP X 1/2" MIP	3	120
C68R-7834-NL	7/8" OD COMP X 3/4" MIP	3	201

## COMPRESSION x MALE ELBOW



PART #	SIZE	INNER	MASTER
C69-14-NL	1/4" OD COMP X 1/4" MIP	10	200
C69-38-NL	3/8" OD COMP X 3/8" MIP	5	200
C69-12-NL	1/2" OD COMP X 1/2" MIP	10	250

## COMPRESSION x MALE REDUCING ELBOW



PART #	SIZE	INNER	MASTER
C69R-1418-NL	1/4" OD COMP X 1/8" MIP	10	200
C69R-1438-NL	1/4" OD COMP X 3/8" MIP	10	200
C69R-3812-NL	3/8" OD COMP X 1/2" MIP	5	200
C69R-3814-NL	3/8" OD COMP X 1/4" MIP	10	200
C69R-3834-NL	3/8" OD COMP X 3/4" MIP	10	200
C69R-1238-NL	1/2" OD COMP X 3/8" MIP	5	200
C69R-5812-NL	5/8" OD COMP X 1/2" MIP	10	200

## COMPRESSION x FEMALE REDUCING ELBOW



PART #	SIZE	INNER	MASTER
C70R-3812-NL	3/8" OD COMP x 1/2" FIP	5	200

## COMPRESSION DELRIN SLEEVE




PART #	SIZE	INNER	MASTER
C73-14	1/4" OD DELRIN	100	500
C73-38	3/8" OD DELRIN	100	500

## COMPRESSION INSERT FITTING



PART #	SIZE	INNER	MASTER
C72-14-NL	1/4" OD COMPRESSION	10	200
C72-38-NL	3/8" OD COMPRESSION	10	200

## EASY CONNECT SUPPLY STOP TEE



PART #	SIZE	INNER	MASTER
*73314-NL	3/8" OD FEM X 3/8" OD MALE X 1/4" OD MALE	1	25
*73338-NL	3/8" OD FEM X 3/8" OD MALE X 3/8" OD MALE	1	25
*73304-NL	3/8" OD FEM W/ NUT X 3/8" OD MALE X 1/4" FIP	1	25

\*Individually Boxed Items

## EASY CONNECT SUPPLY ADAPTER



PART #	SIZE	INNER	MASTER
*73438-NL	3/8" OD FEM W/ NUT X 1/4" OD MALE W/ NUT	1	25
*73414-NL	1/4" OD FEM W/ NUT X 3/8" OD MALE W/ NUT	1	25

\*Individually Boxed Items

# FLARE FITTINGS

For use with copper, brass, aluminum and welded steel tubing that can be flared. For technical specs see pg.13

## FLARE PLUG



PART #	SIZE	INNER	MASTER
F39-14	1/4" OD FLARE	10	1200
F39-38	3/8" OD FLARE	5	600
F39-12	1/2" OD FLARE	5	500
F39-58	5/8" OD FLARE	5	250

## FLARE CAP



PART #	SIZE	INNER	MASTER
F40-14	1/4" OD FLARE	10	1000
F40-516	5/16" OD FLARE	5	500
F40-38	3/8" OD FLARE	5	1500
F40-12	1/2" OD FLARE	5	600
F40-58	5/8" OD FLARE	5	600

## FLARE FORGED SHORT NUT



PART #	SIZE	INNER	MASTER
F41FS-14	1/4" OD SHORT FLARE	10	1500
F41FS-38	3/8" OD SHORT FLARE	5	800
F41FS-12	1/2" OD SHORT FLARE	5	600
F41FS-58	5/8" OD SHORT FLARE	5	400

## FLARE FORGED SHORT REDUCING NUT



PART #	SIZE	INNER	MASTER
F41FSR-3814	3/8" x 1/4" OD SHORT FLARE	5	800
F41FSR-1238	1/2" x 3/8" OD SHORT FLARE	5	450
F41FSR-5812	5/8" x 1/2" OD SHORT FLARE	5	300

## FLARE LONG NUT



PART #	SIZE	INNER	MASTER
F41L-14	1/4" OD LONG FLARE	10	1000
F41L-38	3/8" OD LONG FLARE	5	750

## FLARE SHORT NUT



PART #	SIZE	INNER	MASTER
F41S-316	3/16" OD SHORT FLARE	10	3000
F41S-14	1/4" OD SHORT FLARE	10	2000
F41S-516	5/16" OD SHORT FLARE	5	1000
F41S-38	3/8" OD SHORT FLARE	5	850
F41S-12	1/2" OD SHORT FLARE	5	750
F41S-34	3/4" OD SHORT FLARE	3	201
F41S-58	5/8" OD SHORT FLARE	5	450

## FLARE UNION



PART #	SIZE	INNER	MASTER
F42-14	1/4" OD FLARE	10	800
F42-38	3/8" OD FLARE	5	400
F42-12	1/2" OD FLARE	5	350
F42-58	5/8" OD FLARE	5	300

## FLARE REDUCING UNION



PART #	SIZE	INNER	MASTER
F42R-121214	1/2" x 1/4" OD FLARE	5	500
F42R-121238	1/2" x 3/8" OD FLARE	5	500
F42R-383814	3/8" x 1/4" OD FLARE	5	400
F42R-585812	5/8" x 1/2" OD FLARE	5	300
F42R-585838	5/8" x 3/8" OD FLARE	5	300

## FLARE TEE



PART #	SIZE	INNER	MASTER
F44-14	1/4" OD FLARE	10	500
F44-38	3/8" OD FLARE	5	400
F44-12	1/2" OD FLARE	5	250
F44-58	5/8" OD FLARE	5	100
F44R-383814	3/8" x 1/4" OD FLARE	5	300
F44R-121238	1/2" x 3/8" OD FLARE	5	150
F44R-585812	5/8" x 1/2" OD FLARE	5	150

STEEL FLARE FITTINGS FOR GAS APPLICATIONS  
**ALSO AVAILABLE**  
 PLEASE SEE OUR FLEXTRON CATALOG



**FLEXTRON**

# FLARE FITTINGS

For use with copper, brass, aluminum and welded steel tubing that can be flared. For technical specs see pg.13

## FLARE x FEMALE ADAPTER



PART #	SIZE	INNER	MASTER
F46-14	1/4" OD x 1/4" FIP	10	1000
F46-12	1/2" OD x 1/2" FIP	5	400
F46-34	3/4" OD x 3/4" FIP	3	99
F46-38	3/8" OD x 3/8" FIP	5	500

## FLARE x FEMALE REDUCING ADAPTER



PART #	SIZE	INNER	MASTER
F46R-1418	1/4" OD x 1/8" FIP	10	1500
F46R-1438	1/4" OD x 3/8" FIP	5	700
F46R-1412	1/4" OD x 1/2" FIP	5	500
F46R-3814	3/8" OD x 1/4" FIP	5	800
F46R-3812	3/8" OD x 1/2" FIP	5	500
F46R-3834	3/8" OD x 3/4" FIP	3	300
F46R-1238	1/2" OD x 3/8" FIP	5	500
F46R-1214	1/2" OD x 1/4" FIP	5	250
F46R-1234	1/2" OD x 3/4" FIP	3	300
F46R-5812	5/8" OD x 1/2" FIP	5	300
F46R-5834	5/8" OD x 3/4" FIP	3	99

## FLARE x MALE ADAPTER



PART #	SIZE	INNER	MASTER
F48-14	1/4" OD x 1/4" MIP	10	1500
F48-38	3/8" OD x 3/8" MIP	5	600
F48-12	1/2" OD x 1/2" MIP	5	350
F48-34	3/4" OD x 3/4" MIP	3	201

## FLARE x MALE REDUCING ADAPTER



PART #	SIZE	INNER	MASTER
F48R-1214	1/2" OD x 1/4" MIP	5	300
F48R-1238	1/2" OD x 3/8" MIP	3	201
F48R-1234	1/2" OD x 3/4" MIP	3	201
F48R-1418	1/4" OD x 1/8" MIP	10	200
F48R-1438	1/4" OD x 3/8" MIP	5	600
F48R-1412	1/4" OD x 1/2" MIP	5	600
F48R-3818	3/8" OD x 1/8" MIP	5	600
F48R-3814	3/8" OD x 1/4" MIP	5	700
F48R-3812	3/8" OD x 1/2" MIP	5	450
F48R-3834	3/8" OD x 3/4" MIP	3	201
F48R-3412	3/4" OD x 1/2" MIP	3	201
F48R-5838	5/8" OD x 3/8" MIP	5	300
F48R-5812	5/8" OD x 1/2" MIP	5	300
F48R-5834	5/8" OD x 3/4" MIP	3	201

## FLARE x MALE ELBOW



PART #	SIZE	INNER	MASTER
F49-14	1/4" OD x 1/4" MIP	10	1000
F49-38	3/8" OD x 3/8" MIP	5	600
F49-12	1/2" OD x 1/2" MIP	5	300

## FLARE x MALE REDUCING ELBOW



PART #	SIZE	INNER	MASTER
F49R-1418	1/4" OD x 1/8" MIP	10	800
F49R-1438	1/4" OD x 3/8" MIP	5	600
F49R-3818	3/8" OD x 1/8" MIP	5	650
F49R-3814	3/8" OD x 1/4" MIP	5	650
F49R-3812	3/8" OD x 1/2" MIP	5	400
F49R-1214	1/2" OD x 1/4" MIP	5	400
F49R-1238	1/2" OD x 3/8" MIP	5	400
F49R-1234	1/2" OD x 3/4" MIP	3	150
F49R-5812	5/8" OD x 1/2" MIP	5	200
F49R-5834	5/8" OD x 3/4" MIP	5	150

## FLARE x FEMALE ELBOW



PART #	SIZE	INNER	MASTER
F50-14	1/4" OD x 1/4" FIP	10	700
F50-38	3/8" OD x 3/8" FIP	5	650
F50-12	1/2" OD x 1/2" FIP	5	300

## FLARE x FEMALE REDUCING ELBOW



PART #	SIZE	INNER	MASTER
F50R-1438	1/4" OD x 3/8" FIP	5	700
F50R-1238	1/2" OD x 3/8" FIP	5	400
F50R-3814	3/8" OD x 1/4" FIP	5	600
F50R-3812	3/8" OD x 1/2" FIP	5	200
F50R-5812	5/8" OD x 1/2" FIP	5	250

## FLARE ELBOW



PART #	SIZE	INNER	MASTER
F55-14	1/4" OD FLARE	10	1000
F55-38	3/8" OD FLARE	10	500
F55-12	1/2" OD FLARE	10	550
F55-58	5/8" OD FLARE	5	150

# HOSE BARB FITTINGS

For use with plastic or rubber tubing. Installation requires hose clamp. For technical specs see pg.14

## HOSE BARB TEE



PART #	SIZE	INNER	MASTER
<b>B24-14</b>	1/4" HOSE BARB	10	100
<b>B24-38</b>	3/8" HOSE BARB	10	100

## HOSE BARB SPLICER



PART #	SIZE	INNER	MASTER
<b>B29-316</b>	3/16" HOSE BARB	10	100
<b>B29-14</b>	1/4" HOSE BARB	10	100
<b>B29-516</b>	5/16" HOSE BARB	10	100
<b>B29-38</b>	3/8" HOSE BARB	10	100
<b>B29-12</b>	1/2" HOSE BARB	10	100
<b>B29-58</b>	5/8" HOSE BARB	10	100

## HOSE BARB x MALE ADAPTER



PART #	SIZE	INNER	MASTER
<b>B25-18</b>	1/8" HB x 1/8" MIP	10	100
<b>B25-14</b>	1/4" HB x 1/4" MIP	10	100
<b>B25-38</b>	3/8" HB x 3/8" MIP	10	100
<b>B25-12</b>	1/2" HB x 1/2" MIP	10	100
<b>B25-34</b>	3/4" HB x 3/4" MIP	10	100
<b>B25-01</b>	1" HB x 1" MIP	10	100

## HOSE BARB x MALE REDUCING ADAPTER



PART #	SIZE	INNER	MASTER
<b>B25-31618</b>	3/16" HB x 1/8" MIP	10	100
<b>B25-31614</b>	3/16" HB x 1/4" MIP	10	100
<b>B25-1418</b>	1/4" HB x 1/8" MIP	10	100
<b>B25-1438</b>	1/4" HB x 3/8" MIP	10	100
<b>B25-1412</b>	1/4" HB x 1/2" MIP	10	100
<b>B25-51618</b>	5/16" HB x 1/8" MIP	10	100
<b>B25-51614</b>	5/16" HB x 1/4" MIP	10	100
<b>B25-51638</b>	5/16" HB x 3/8" MIP	10	100
<b>B25-3818</b>	3/8" HB x 1/8" MIP	10	100
<b>B25-3814</b>	3/8" HB x 1/4" MIP	10	100
<b>B25-3812</b>	3/8" HB x 1/2" MIP	10	100
<b>B25-3834</b>	3/8" HB x 3/4" MIP	10	100
<b>B25-1214</b>	1/2" HB x 1/4" MIP	10	100
<b>B25-1238</b>	1/2" HB x 3/8" MIP	10	100
<b>B25-1234</b>	1/2" HB x 3/4" MIP	10	100
<b>B25-3412</b>	3/4" HB x 1/2" MIP	10	100
<b>B25-5838</b>	5/8" HB x 3/8" MIP	10	100
<b>B25-5812</b>	5/8" HB x 1/2" MIP	10	100
<b>B25-5834</b>	5/8" HB x 3/4" MIP	10	100
<b>B25-0134</b>	1" HB x 3/4" MIP	10	100

## HOSE BARB x FEMALE HOSE ADAPTER



PART #	SIZE	INNER	MASTER
<b>B26-18</b>	1/8" HB x 1/8" FIP	10	100
<b>B26-14</b>	1/4" HB x 1/4" FIP	10	100
<b>B26-38</b>	3/8" HB x 3/8" FIP	10	100
<b>B26-12</b>	1/2" HB x 1/2" FIP	10	100
<b>B26-34</b>	3/4" HB x 3/4" FIP	10	100

## HOSE BARB x FEMALE REDUCING HOSE ADAPTER



PART #	SIZE	INNER	MASTER
<b>B26-31618</b>	3/16" HB x 1/8" FIP	10	100
<b>B26-31614</b>	3/16" HB x 1/4" FIP	10	100
<b>B26-1418</b>	1/4" HB x 1/8" FIP	10	100
<b>B26-1438</b>	1/4" HB x 3/8" FIP	10	100
<b>B26-51618</b>	5/16" HB x 1/8" FIP	10	100
<b>B26-51614</b>	5/16" HB x 1/4" FIP	10	100
<b>B26-51638</b>	5/16" HB x 3/8" FIP	10	100
<b>B26-3818</b>	3/8" HB x 1/8" FIP	10	100
<b>B26-3814</b>	3/8" HB x 1/4" FIP	10	100
<b>B26-3812</b>	3/8" HB x 1/2" FIP	10	100
<b>B26-1214</b>	1/2" HB x 1/4" FIP	10	100
<b>B26-1238</b>	1/2" HB x 3/8" FIP	10	100
<b>B26-0134</b>	1" HB x 3/4" FIP	10	100

## HOSE BARB x MALE ELBOW



PART #	SIZE	INNER	MASTER
<b>B27-14</b>	1/4" HB x 1/4" MIP	10	100
<b>B27-38</b>	3/8" HB x 3/8" MIP	10	100
<b>B27-12</b>	1/2" HB x 1/2" MIP	10	100

## HOSE BARB x MALE REDUCING ELBOW



PART #	SIZE	INNER	MASTER
<b>B27-1418</b>	1/4" HB x 1/8" MIP	10	100
<b>B27-51614</b>	5/16" HB x 1/4" MIP	10	100
<b>B27-3818</b>	3/8" HB x 1/8" MIP	10	100
<b>B27-3814</b>	3/8" HB x 1/4" MIP	10	100
<b>B27-3812</b>	3/8" HB x 1/2" MIP	10	100
<b>B27-1214</b>	1/2" HB x 1/4" MIP	10	100
<b>B27-1238</b>	1/2" HB x 3/8" MIP	10	100
<b>B27-5812</b>	5/8" HB x 1/2" MIP	10	100
<b>B27-5838</b>	5/8" HB x 3/8" MIP	10	100

# GARDEN HOSE FITTINGS

For use with residential and commercial-grade garden hose. For technical specs see pg.14

## MALE GARDEN HOSE x MALE (MIP) ADAPTER



PART #	SIZE	INNER	MASTER
G30-3412	3/4" MH x 1/2" MIP (1/2" SWT)	10	300
G31-3434	3/4" MH x 3/4" MIP(TAPPED 1/2" FIP)	10	300
G31-3434-NL	3/4" MH x 3/4" MIP(TAPPED 1/2" FIP)	10	300
G32-3412-NL	3/4" MH x 1/2" MIP LEAD FREE	10	300

## MALE GARDEN HOSE UNION



PART #	SIZE	INNER	MASTER
G33-3434	3/4" MH x 3/4" MH (TAPPED 1/2" FIP)	10	300
G33-3434-NL	3/4" MH x 3/4" MH (TAPPED 1/2" FIP)	10	300

## MALE GARDEN HOSE x FEMALE (FIP) ADAPTER



PART #	SIZE	INNER	MASTER
G34-3412	3/4" MH x 1/2" FIP	10	300
G34-3412-NL	3/4" MH x 1/2" FIP LEAD FREE	10	300
G34-3434	3/4" MH x 3/4" FIP	10	300
G34-3434-NL	3/4" MH x 3/4" FIP LEAD FREE	10	300

## FEMALE GARDEN HOSE x MALE (MIP) ADAPTER



PART #	SIZE	INNER	MASTER
G35-3412	3/4" FH x 1/2" MIP	10	300
G35-3412-NL	3/4" FH x 1/2" MIP LEAD FREE	10	300
G35-3434	3/4" FH x 3/4" MIP	10	300
G35-3434-NL	3/4" FH x 3/4" MIP LEAD FREE	10	300
G36-3412	3/4" FH x 1/2" MIP (1/2" SWT)	10	300
G37-3434	3/4" FH x 3/4" MIP (1/2" FIP)	10	300

## FEMALE GARDEN HOSE x FEMALE (FIP) ADAPTER



PART #	SIZE	INNER	MASTER
G38-3412	3/4" FH x 1/2" FIP	10	300
G38-3412-NL	3/4" FH x 1/2" FIP LEAD FREE	10	300
G38-3434	3/4" FH x 3/4" FIP	10	300
G38-3434-NL	3/4" FH x 3/4" FIP LEAD FREE	10	300

## FEMALE SWIVEL GARDEN HOSE x FEMALE (FIP) ADAPTER



PART #	SIZE	INNER	MASTER
G38S-3412	3/4" FH x 1/2" FIP SWIVEL	10	300
G38S-3412-NL	3/4" FH x 1/2" FIP SWIVEL LEAD FREE	10	300
G38S-3434	3/4" FH x 3/4" FIP SWIVEL	10	300
G38S-3434-NL	3/4" FH x 3/4" FIP SWIVEL LEAD FREE	10	300

## FEMALE SWIVEL GARDEN HOSE UNION



PART #	SIZE	INNER	MASTER
G50S-3434	3/4" FH SWIVEL	10	300
G50S-3434-NL	3/4" FH SWIVEL LEAD FREE	10	300

## HOSE BARB x FEMALE SWIVEL GARDEN HOSE ADAPTER



PART #	SIZE	INNER	MASTER
G39S-3834	3/8" HB x 3/4" FH SWIVEL	10	300
G39S-1234	1/2" HB x 3/4" FH SWIVEL	10	300
G39S-1234-NL	1/2" HB x 3/4" FH SWIVEL LEAD FREE	10	300
G39S-3434	3/4" HB x 3/4" FH SWIVEL	10	300
G39S-3434-NL	3/4" HB x 3/4" FH SWIVEL LEAD FREE	10	300
G39S-5834	5/8" HB x 3/4" FH SWIVEL	10	300
G39S-5834-NL	5/8" HB x 3/4" FH SWIVEL LEAD FREE	10	300

## HOSE BARB x MALE GARDEN HOSE ADAPTER



PART #	SIZE	INNER	MASTER
G40-3834	3/8" HB x 3/4" MH	10	300
G40-1234	1/2" HB x 3/4" MH	10	300
G40-1234-NL	1/2" HB x 3/4" MH LEAD FREE	10	300
G40-3434	3/4" HB x 3/4" MH	10	300
G40-3434-NL	3/4" HB x 3/4" MH LEAD FREE	10	300
G40-5834	5/8" HB x 3/4" MH	10	300
G40-5834-NL	5/8" HB x 3/4" MH LEAD FREE	10	300

## FEMALE SWIVEL GARDEN HOSE x MALE (MIP) ADAPTER



PART #	SIZE	INNER	MASTER
G41S-3414	3/4" FH SWIVEL x 1/4" MIP	10	300
G41S-3412	3/4" FH SWIVEL x 1/2" MIP	10	300

# GARDEN HOSE FITTINGS

For use with residential and commercial-grade garden hose. For technical specs see pg.14

## GARDEN HOSE WYE FITTING



PART #	SIZE	INNER	MASTER
<b>G42-343434</b>	3/4" MH x 3/4" MH x 3/4" FH	5	100
<b>G42-343434-NL</b>	3/4" MH x 3/4" MH x 3/4" FH LEAD FREE	5	100

## GARDEN HOSE DUAL SHUT-OFF WYE FITTING



PART #	SIZE	INNER	MASTER
<b>G43-343434</b>	DUAL HOSE WYE SHUT-OFF	5	100

## GARDEN HOSE SINGLE SHUT-OFF HOSE FITTING



PART #	SIZE	INNER	MASTER
<b>G44-3434</b>	SINGLE HOSE SHUT-OFF	5	100

## GARDEN HOSE CAP



PART #	SIZE	INNER	MASTER
<b>G47-34CW</b>	3/4" FH CAP W/ CHAIN & WASHER	10	300
<b>G47-34W</b>	3/4" FH CAP W/ WASHER	10	300
<b>G47-34W-NL</b>	3/4" FH CAP W/ WASHER LEAD FREE	10	300

## GARDEN HOSE WASHER



PART #	SIZE	INNER	MASTER
<b>G48-34RW</b>	3/4" GARDEN HOSE WASHER RED	10	300
<b>G49-34F</b>	3/4" GARDEN HOSE FILTER WASHER	10	300

## HOSE BIBS, SILLCOCKS & VACUUM BREAKERS

ALSO AVAILABLE

PLEASE SEE OUR VALVE CATALOG



# SPECIFICATIONS

## Compression Fittings

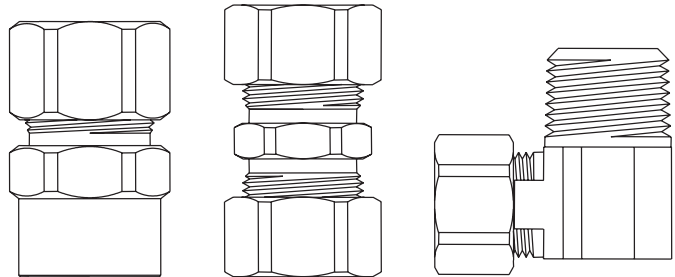
**Use:** For use with potable water, instrumentation, hydraulic and pneumatic systems. Designed for use with aluminum, copper, and plastic tubing\*. Not intended for use with steel tubing. \*Plastic tubing requires a plastic insert and sleeve (see 60PT & 63PT).

### Design Features:

- Little to no tube preparation
- Available in a broad range of sizes
- Lead free product available

### Operating Specifications:

- Temperature: -65° - 250°F max pressures
- Working Pressure: See chart below
- Vibration: Fair vibration resistance\*



### Standard Product

#### MATERIAL SPECIFICATIONS

Fitting Body	Brass
Compression Sleeve	Brass
Compression Nut	Brass
Option	Chrome Plating

### Lead Free Product

#### MATERIAL SPECIFICATIONS

Fitting Body	Lead Free Brass
Compression Sleeve	Brass
Compression Nut	Brass
Option	Chrome Plating

### Maximum Working Pressures

PSI	TUBE OD	TUBE WALL (INCHES)
400	1/8	0.030
400	3/16	0.030
300	1/4	0.030
300	5/16	0.032
200	3/8	0.032
200	1/2	0.032
150	5/8	0.035
100	3/4	0.035
75	7/8	0.035

**Listings & Certifications:** lead free product third party listed to NSF 372

### Assembly Instructions

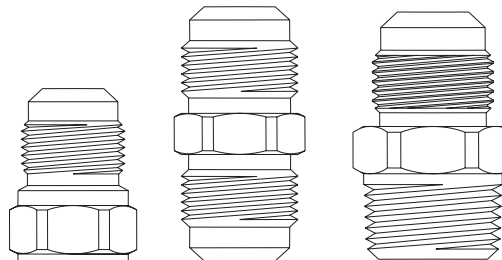
1. **For use with type L or M copper only.** A drop of oil or thread sealant will make tightening easier. If using a drop of oil or thread sealant, be sure that threads are clean of any debris and that sealant is also free of any metal debris. **DO NOT USE** a "PUTTY" or gasket type material.
2. Cut tubing to required length.
3. Slide nut and then sleeve onto tubing. Threaded end of nut must face toward fitting.
4. Insert tubing into fitting body, making sure tubing is bottomed on fitting shoulder.
5. Assemble nut to fitting body, hand tighten.
6. Tighten with a wrench 1/2 turn after nut begins to take hold or bite.

# Flare Fittings

**Use:** For use with fuel, oil, liquid petroleum (LP), and natural gas lines. Designed for use with aluminum, copper, brass, and welded steel tubing that can be flared.

## Design Features:

- Recommended for higher pressure than those covered by compression fittings
- Resist mechanical pull out
- Available in a broad range of sizes
- Lead free product available



## Operating Specifications:

- Temperature: -65° - 250°F max pressure
  - Working Pressure: See chart below
  - Vibration: Good vibration resistance\*
- \*Recommend long flare nuts when greater vibration resistance is required

## Standard Product

### MATERIAL SPECIFICATIONS

**Fitting Body** Brass

## Assembly Instructions

1. Cut tubing to required length, making sure that the ends are square and all burrs are removed.
2. Slide nut onto tubing. Threaded end of nut must face out.
3. Flare tubing end with a 45° flaring tool: **A.** Measure flare diameter. **B.** Check flare for excessive thin out.
4. Lubricate threads with a drop of oil and assemble nut onto body, hand tighten.
5. Tighten with wrench until assembly feels "solid". Then apply a one-sixth turn.

**WARNING:** Do not over torque. May damage the fitting and split the tubing at the flare.

## Maximum Working Pressures

SERVICE CONDITIONS	TUBE OD	TYPE OF TUBING AND WALL THICKNESS (INCHES)									
		COPPER - DEAD SOFT (SEAMLESS)					COPPER - HALF HARD (SEAMLESS)				
		.030"	.032"	.035"	.049"	.065"	.032"	.035"	.042"	.049"	.065"
Safety Factor 4-1	1/8	4300		5000			5000				
	3/16	2850		3300			3400				
	1/4	2100	2250	2500			2500				
	5/16		1800	2000			2000				
	3/8		1500	1650			1700	1850			
	1/2		1100	1250		2000	1250	1400			2600
	5/8			1000	1400	1800	1000			1500	2000
	3/4			850	1150	1500			1100		1700
7/8									1100	1500	
Safety Factor 6-1	1/8	2800		3350			3400				
	3/16	1900		2200			2250				
	1/4	1430	1500	1650			1700				
	5/16		1200	1300			1350				
	3/8		100	1100			1100	1200			
	1/2		750	825		1550	850	925			1750
	5/8			650	930	1200	675			1000	1350
	3/4			550	775	1000			725		1100
7/8									750	1000	

# SPECIFICATIONS

## Hose Barb Fittings


**Use:** For use with plastic or rubber tubing. Installation requires a hose clamp

### Design Features:

- Manufactured with dry seal pipe threads
- Available in a broad range of sizes
- Lead free product available

### Operating Specifications:

- Temperature: -40° - 160°F max pressure
- Working Pressure: 150 PSI Maximum



### Standard Product

#### MATERIAL SPECIFICATIONS

**Fitting Body** Brass

### Assembly Instructions

1. Cut hose cleanly and squarely to length.
2. Slide hose clamp onto hose end.
3. Lubricate hose with a drop of oil. Push hose onto fitting until hose reaches fitting stop ring or hex.
4. Move hose clamp over hose and barb. Tighten with screwdriver or wrench.

## Garden Hose Fittings

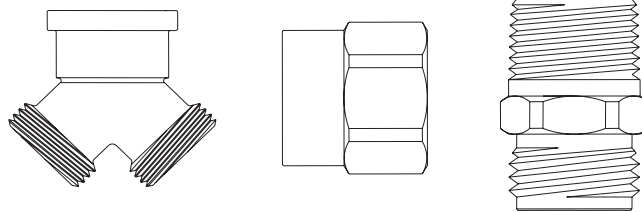
**Use:** For use with residential and commercial grade garden hose. All female hose thread connections require a rubber washer inserted prior to installation.

### Design Features:

- Available in a broad range of configurations
- Lead free product available

### Operating Specifications:

- Temperature: -35° - 100°F max pressures
- Working Pressure: 75 PSI Maximum, intermittent to 150 PSI



### Standard Product

#### MATERIAL SPECIFICATIONS

**Fitting Body** Brass

### Lead Free Product


#### MATERIAL SPECIFICATIONS

**Fitting Body** Lead Free Brass

### Assembly Instructions

1. All female hose connections require a rubber washer inserted prior to installation.

**Listings & Certifications:** lead free product CSA listed to NSF 372 (Class 6853-01)



*Many  
Products You  
Can Trust  
From A Single  
Source.*



NEW JERSEY



TEXAS



ILLINOIS



BRSSPC